












5 STEP CHECKLIST for a safe and Compliant Parking Lot





1

CREATE SAFE INTERSECTIONS	RECOMMENDATIONS	YES	NO	Item No.	Qty.
Are all intersections marked with STOP signs? MUTCD min. standard for roads open to the public is 30" High-Intensity Reflective. Parking Lot popular option is 24" Engineer-Grade Reflective.	 MUTCD 69253  Parking Lot L7351	<input type="checkbox"/>	<input type="checkbox"/>	_____	_____
Are stop lines and stencils used to clearly denote where vehicles should stop at intersections?	 10038D 24" Stencil  FMPK18-WT White Paint (can)	<input type="checkbox"/>	<input type="checkbox"/>	_____	_____
		<input type="checkbox"/>	<input type="checkbox"/>	_____	_____










2

DESIGNATE PARKING AREAS	RECOMMENDATIONS	YES	NO	Item No.	Qty.
Are No Parking Spaces Properly Designated? Fire Lane – Codes vary from state to state, with the goal of keeping designated areas clear for emergency vehicles. Check with your Fire Marshall.	 L6184 Double Arrow  L5832 Fire Lane	<input type="checkbox"/>	<input type="checkbox"/>	_____	_____
		<input type="checkbox"/>	<input type="checkbox"/>	_____	_____
Are Visitor Parking Spaces Clearly Identified?	 L5879 Visitor Parking	<input type="checkbox"/>	<input type="checkbox"/>	_____	_____
Are Handicapped spaces ADA compliant with state or federal standards? For your state requirement click here	 L6118 Handicapped Sign	<input type="checkbox"/>	<input type="checkbox"/>	_____	_____
Are Van accessible spaces designated? For every six or fraction of six parking spaces, at least one shall be a van parking space.	 L6117 Van Accessible	<input type="checkbox"/>	<input type="checkbox"/>	_____	_____
Are ADA Spaces Properly Marked? Number of Spaces ADAAG 4.1.2(5)(a) – The number of ADA spaces is determined by the size of the parking lot, click here for more information.	 4208D Active Symbol  PP257 Standard Symbol	<input type="checkbox"/>	<input type="checkbox"/>	_____	_____
		<input type="checkbox"/>	<input type="checkbox"/>	_____	_____






3

CONTROL SPEED	RECOMMENDATIONS	YES	NO	Item No.	Qty.
Are employees and visitors properly informed of speed limits in your parking lot?	 L7355 5 MPH L7356 10 MPH L7357 15 MPH L7358 20 MPH	<input type="checkbox"/>	<input type="checkbox"/>	_____	_____
Are long stretches of your parking lot controlled using speed bumps? Speed bumps are generally placed 25ft apart for maximum impact.	 51034 6 ft. Reflective Striped Rubber Speed Bump	<input type="checkbox"/>	<input type="checkbox"/>	_____	_____
Are all speed bumps on the facility clearly marked? Post signs on the right side of drive way in advance of speed bumps.	 L7497 Slow Speed Bump	<input type="checkbox"/>	<input type="checkbox"/>	_____	_____
Are extra speed deterrents used for high risk areas? If your speed limit signs go unheeded, place a radar feedback sign in your parking lot to draw attention and monitor behavior.	 YOUR SPEED 45  YOUR SPEED 24 MM2044 Radar Feedback Sign	<input type="checkbox"/>	<input type="checkbox"/>	_____	_____

4


DIRECT TRAFFIC FLOW	RECOMMENDATIONS	YES	NO	Item No.	Qty.
Are driveways and parking lots properly marked to direct traffic flow?	 L6089 Arrow Left  L6088 Arrow Right	<input type="checkbox"/>	<input type="checkbox"/>	_____	_____
Are all exits and pathways to exits marked?	 L6436 Arrow Left  L5844 Arrow Right	<input type="checkbox"/>	<input type="checkbox"/>	_____	_____
Are all one way lanes clearly marked with directional one way signs?	 L7403 Arrow Left  L7359 Arrow Right	<input type="checkbox"/>	<input type="checkbox"/>	_____	_____
Is your parking lot susceptible to unwanted traffic?	 L7494 No Thru Traffic  L7604 Do Not Enter	<input type="checkbox"/>	<input type="checkbox"/>	_____	_____
Are cones on hand for emergencies or special events where parking spots need to be blocked or reserved?	 66574 28" PVC, 7 lb. Traffic Cone	<input type="checkbox"/>	<input type="checkbox"/>	_____	_____

5


DESIGN SAFE CROSSWALKS	RECOMMENDATIONS	YES	NO	Item No.	Qty.
Are Crosswalk Signs installed at all uncontrolled pedestrian crossings? The STOP FOR legend shall only be used in States where the State law specifically requires that a driver must stop for a pedestrian in a crosswalk.	 L2215 Yield In-Street Crosswalk  L2216 Stop In-Street Crosswalk  L1712 Slow Pedestrian Crossing	<input type="checkbox"/>	<input type="checkbox"/>	_____	_____
Are crosswalks painted to alert drivers of pedestrian crossing areas?	 77203 Paint Striper  L3371-WT White Paint (12/case)	<input type="checkbox"/>	<input type="checkbox"/>	_____	_____

Don't Forget...

Sign Posts and Mounting Hardware



37018
10 ft. Green
U-Channel
Steel Sign Post



37025
8 ft. Green
U-Channel
Steel Sign Post



2118B
2 Bolts (2" x 5/16")
2 Nuts & 4 Washers

☐☐

☐☐

☐☐
